

Custom Report

Prepared on October 27, 2021 for:
LUZ CO EMP RET PLAN

LUZ. CO. EMP. RET. PLAN
RPM DB
200 N RIVER STREET
WILKES BARRE PA 18711-1004

[Richard J Hazzouri](#)
Financial Advisor
Senior Vice President
Richard.J.Hazzouri@morganstanley.com

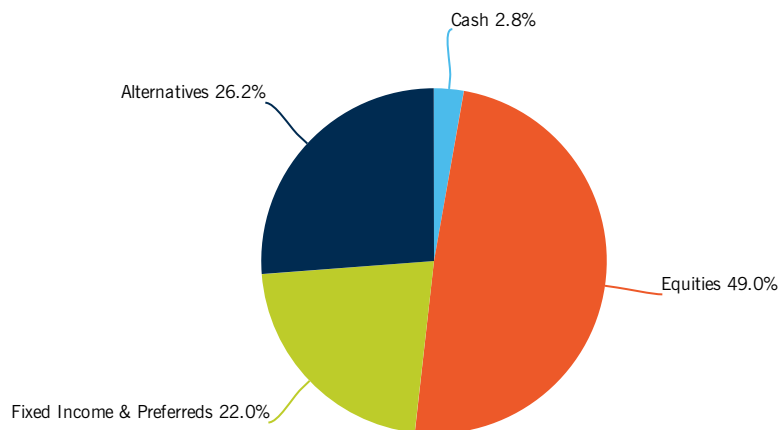
Your Branch:
1065 HIGHWAY 315 SUITE 401
WILKES BARRE, PA 18702

TABLE OF CONTENTS

Asset Allocation	3
Equities Asset Allocation	5
Fixed Income & Preferreds Asset Allocation	6
Alternatives Asset Allocation	7
Account(s) Included In This Report	8
Disclosures	12

Please review the disclosures and definitions throughout this Document.
Various sub-sections of this Document may not contain information on all accounts/positions covered in this Document.

ASSET ALLOCATION - ASSET CLASS



ASSET ALLOCATION

	Total Value (\$) 09/30/2021	% of Portfolio 09/30/2021
Cash	8,377,657.22	2.8
Global Cash	8,377,657.22	2.8
Equities	147,255,035.05	49.0
US Equities	83,608,088.16	27.8
International Equities	37,979,261.83	12.6
Emerging & Frontier Mkt	22,465,508.30	7.5
Global Equities Other	3,202,176.76	1.1
Fixed Income & Preferreds	66,128,571.06	22.0
Short Term Fixed Income	24,383,341.74	8.1
US Fixed Income Taxable	31,818,400.99	10.6
Global Fixed Income Other	9,926,828.33	3.3
Alternatives	78,733,197.97	26.2

Total Value and % of Portfolio are based on US Dollar values.

ASSET ALLOCATION (Continued)

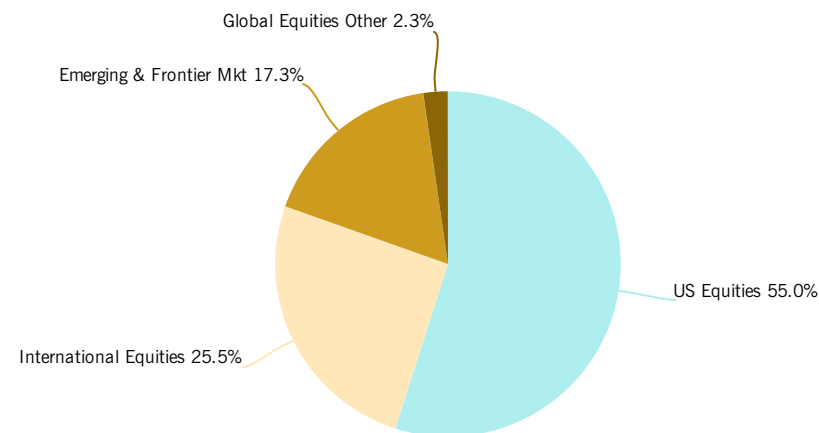
	Total Value (\$) 09/30/2021	% of Portfolio 09/30/2021
Absolute Return Assets	7,362,855.51	2.5
Equity Hedge Assets	22,684,503.69	7.5
Equity Return Assets	30,037,950.65	10.0
Private Investments	15,269,654.64	5.1
Alternatives Other	3,378,233.48	1.1
TOTAL PORTFOLIO	300,494,461.30	100.0

Total Value and % of Portfolio are based on US Dollar values.

TOP EQUITY POSITIONS BASED ON TOTAL VALUE

SECURITY DESCRIPTION	Total Value (\$) 10/26/2021	% of Equities 10/26/2021
VANGUARD INDEX FDS S&P 500 ETF	21,318,388.15	14.8
EDGEWOOD GROWTH INSTL	15,496,678.50	10.8
GQG PARTNERS EMRG MKTS EQ INS	12,263,404.64	8.5
VAN ECK EMERGING MARKETS Y	11,004,580.86	7.7
OAKMARK GLOBAL SELECT INST	8,338,727.57	5.8
AMERICAN BEAC AHL TARGETRISK Y	3,306,942.14	2.3
FPA CRESCENT FD INSTL	3,188,908.96	2.2
ISHARES S&P MIDCAP 400 INDEX	1,953,951.56	1.4
ISHARES CORE S&P SMALL CAP E	1,680,805.50	1.2
NESTLE SPON ADR REP REG SHR	1,429,228.71	1.0
Top Equity Positions	79,981,616.59	55.7
Other Equity Positions	63,612,563.91	44.3
Total Equities	143,594,180.50	100.0

ASSET ALLOCATION - EQUITIES



ASSET ALLOCATION - EQUITIES

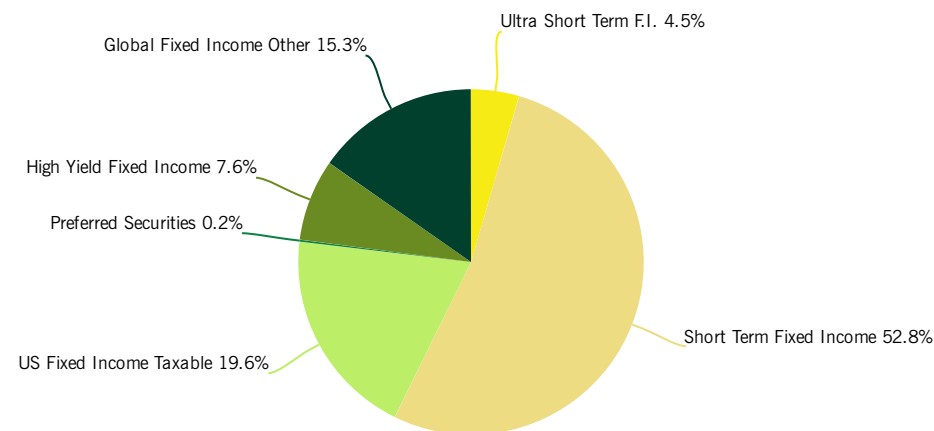
	% of Equities 10/26/2021	Total Value (\$) 10/26/2021	% of Portfolio 10/26/2021
US Equities	55.0	78,911,235.22	25.8
International Equities	25.5	36,561,118.79	11.9
Emerging & Frontier Mkt	17.3	24,814,884.34	8.1
Global Equities Other	2.3	3,306,942.14	1.1
TOTAL EQUITIES	100.0	143,594,180.50	46.9

Total Value, % of Portfolio and % of Equities are based on US Dollar values.

TOP FIXED INCOME & PREFERRED POSITIONS BASED ON TOTAL VALUE

SECURITY DESCRIPTION	Total Value (\$) 10/26/2021	% of Fixed Income & Preferreds 10/26/2021
LORD ABBETT SHT DURATION INC F	24,312,736.50	37.1
DELAWARE DIVERSIFIED INC INST	6,774,896.77	10.3
AMERICAN BEAC AHL TARGETRISK Y	3,231,784.37	4.9
GOLDMAN SACHS GROUP INCQTHE	554,245.33	0.8
WELLS FARGO & CO	540,126.80	0.8
GOLDMAN SACHS GROUP INC FXD TO072022 VAR THRAFTR 2.9050%	496,632.18	0.8
FEDERAL REALTY INVESTMENT TRUST	471,126.50	0.7
AIR LEASE CORP	465,518.12	0.7
ENERGY TRANSFER LP	462,385.45	0.7
JPMORGAN CHASE & CO FXD TO 042023 VAR THRAFTR 3.5590%	442,997.30	0.7
Top Fixed Income & Preferred Positions	37,752,449.32	57.6
Other Fixed Income & Preferred Positions	27,734,809.89	42.4
Total Fixed Income & Preferred	65,487,259.20	100.0

ASSET ALLOCATION - FIXED INCOME & PREFERRED



ASSET ALLOCATION - FIXED INCOME & PREFERRED

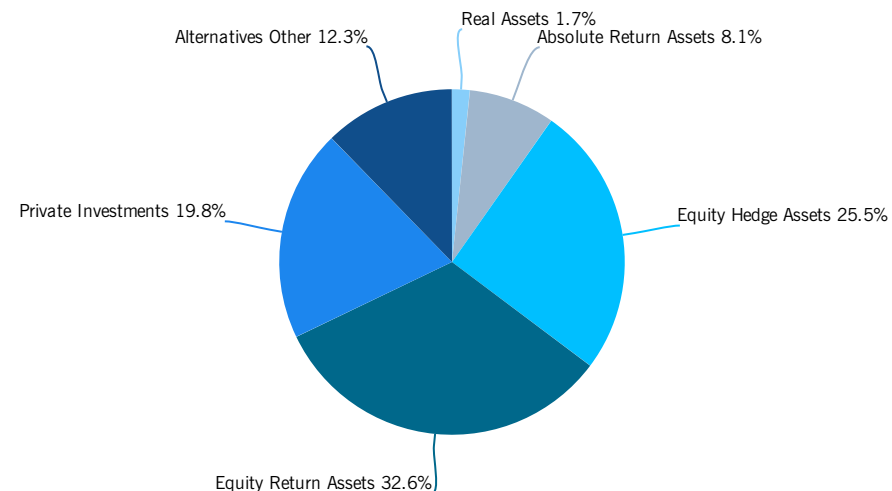
	% of Fixed Income & Preferreds 10/26/2021	Total Value (\$) 10/26/2021	% of Portfolio 10/26/2021
Ultra Short Term F.I.	4.5	2,950,176.55	1.0
Short Term Fixed Income	52.8	34,558,680.05	11.3
US Fixed Income Taxable	19.6	12,835,633.28	4.2
Preferred Securities	0.2	126,650.00	0.0
High Yield Fixed Income	7.6	5,009,438.20	1.6
Global Fixed Income Other	15.3	10,006,681.14	3.3
TOTAL FIXED INCOME & PREFERREDS	100.0	65,487,259.20	21.4

Total Value, % of Portfolio and % of Fixed Income and Preferreds are based on US Dollar values.

TOP ALTERNATIVE POSITIONS BASED ON TOTAL VALUE

SECURITY DESCRIPTION	Total Value (\$) 10/26/2021	% of Alternatives 10/26/2021
MILLENNIUM INTL LTD CLASS HH	16,753,296.13	18.4
GOLDENTREE SELECT LTD.	12,052,290.59	13.2
CANYON VRF LTD - SERIES A	10,106,495.00	11.1
HAMILTON LANE PMOF FOF SER	9,320,171.42	10.2
WORLD QUANT	7,583,454.04	8.3
MAKENA PERPETUAL PE FUND	7,500,000.00	8.2
AXONIC CREDIT OPP OVERSEAS	7,362,855.51	8.1
AMER BEACON AHL MNGD FUT STR Y	6,494,470.97	7.1
FORTRESS LENDNG FND I(B-I)	3,637,317.97	4.0
VINTAGE VIII OFFSHORE SCSP	2,324,720.00	2.6
Top Alternative Positions	83,135,071.63	91.2
Other Alternative Positions	8,025,887.85	8.8
Total Alternatives	91,160,959.48	100.0

ASSET ALLOCATION - ALTERNATIVES



ASSET ALLOCATION - ALTERNATIVES

	% of Alternatives 10/26/2021	Total Value (\$) 10/26/2021	% of Portfolio 10/26/2021
Real Assets	1.7	1,521,249.89	0.5
Absolute Return Assets	8.1	7,362,855.51	2.4
Equity Hedge Assets	25.5	23,247,767.10	7.6
Equity Return Assets	32.6	29,742,239.63	9.7
Private Investments	19.8	18,089,434.74	5.9
Alternatives Other	12.3	11,197,412.61	3.7
TOTAL ALTERNATIVES	100.0	91,160,959.48	29.8

Total Value, % of Portfolio and % of Alternatives are based on US Dollar values.

ACCOUNT(S) INCLUDED IN THIS REPORT

LUZ CO EMP RET PLAN

Reporting Currency: USD

MORGAN STANLEY WEALTH MANAGEMENT

Account Name	Account Type/ Manager Name	Advisory/ Brokerage	Account Number	Date Opened	Date Closed
LUZ. CO. EMP. RET. PLAN	RPM DB Trustee Directed	Advisory	842-XXX918	12/09/10	10/12/16
LUZ. CO. EMP. RET. PLAN	RPM DB Trustee Directed	Advisory	842-XXX022	05/19/11	03/30/16
LUZ. CO. EMP. RET. PLAN	RPM DB Trustee Directed	Advisory	842-XXX474	10/01/08	06/13/13
LUZ. CO. EMP. RET. PLAN	RPM DB Trustee Directed	Advisory	842-XXX477	10/01/08	06/13/13
LUZ. CO. EMP. RET. PLAN	RPM DB Trustee Directed	Advisory	842-XXX481	10/01/08	06/13/13
LUZ. CO. EMP. RET. PLAN	RPM DB Trustee Directed	Advisory	842-XXX485	10/01/08	12/14/11
LUZ. CO. EMP. RET. PLAN	RPM DB Trustee Directed	Advisory	842-XXX489	10/01/08	06/13/13
LUZ. CO. EMP. RET. PLAN	RPM DB Trustee Directed	Advisory	842-XXX492	08/19/10	11/16/11
LUZ. CO. EMP. RET. PLAN	RPM DB Trustee Directed	Advisory	842-XXX493	07/01/09	03/12/14
AHL American Beacon Managed Futures Stra	Consulting Group Advisor RPM - RPM DB Trustee Directed	Advisory	842-XXX975	02/24/11	-
Alternative Investment Account	Alternative Investments Advisory - RPM DB Trustee Directed	Advisory	842-XXX899	09/18/17	-
American Beacon Target Risk	Consulting Group Advisor RPM - RPM DB Trustee Directed	Advisory	842-XXX350	08/06/20	-
Aristotle Small/Mid Equity	Aristotle Boston Small/Mid Cap - RPM DB Trustee Directed	Advisory	842-XXX670	03/06/19	-
Chiron Capital Allocation Fund	RPM DB Trustee Directed	Advisory	842-XXX814	07/19/17	09/23/20
ClearBridge International Growth Equity	ClearBridge Intl Growth ADR - RPM DB Trustee Directed	Advisory	842-XXX911	09/12/19	-

Investment, insurance and annuity products offered through Morgan Stanley Smith Barney LLC are: NOT FDIC INSURED | MAY LOSE VALUE | NOT BANK GUARANTEED | NOT A BANK DEPOSIT | NOT INSURED BY ANY FEDERAL GOVERNMENT AGENCY. All content within this Document applies to the accounts listed above or a subset thereof, unless otherwise indicated. Closed Accounts listed above are included for historical performance. Certain Accounts that were closed prior to 2011 are included in this report but are not listed above.

ACCOUNT(S) INCLUDED IN THIS REPORT

LUZ CO EMP RET PLAN

Reporting Currency: USD

MORGAN STANLEY WEALTH MANAGEMENT (Continued)

Account Name	Account Type/ Manager Name	Advisory/ Brokerage	Account Number	Date Opened	Date Closed
Contribution/Distribution Account	Non Consulting Services - Monitor Only RPM - RPM DB Trustee Directed	Advisory	842-XXX473	09/30/08	-
Delaware Diversified Fixed Income	Consulting Group Advisor RPM - RPM DB Trustee Directed	Advisory	842-XXX021	05/19/11	-
Edgewood Large Cap Growth Equity	Select UMA RPM - RPM DB Trustee Directed	Advisory	842-XXX840	07/31/17	-
Fiera Small/Mid Growth Equity	Fiera Small Mid Growth Equity - RPM DB Trustee Directed	Advisory	842-XXX669	03/06/19	-
FPA Crescent Fund	Consulting Group Advisor RPM - RPM DB Trustee Directed	Advisory	842-XXX813	07/19/17	-
GQG Emerging Market Equity	Consulting Group Advisor RPM - RPM DB Trustee Directed	Advisory	842-XXX471	10/24/18	-
Harding Loevner Frotier Market Equity	RPM DB Trustee Directed	Advisory	842-XXX564	11/06/14	10/05/20
Lazard Conentrated Equity	Lazard US Eqty Concentrated - RPM DB Trustee Directed	Advisory	842-XXX839	07/31/17	-
Lord Abbet Short Duration Fixed Income	Consulting Group Advisor RPM - RPM DB Trustee Directed	Advisory	842-XXX537	03/02/17	-
LUZ CO EMP RET PLAN	RPM DB Trustee Directed	Advisory	842-XXX486	10/01/08	09/18/19
LUZ CO GMLPX	RPM DB Trustee Directed	Brokerage	842-XXX221	04/19/18	09/10/18
Luz Co. Emp. Ret. Plan	RPM DB Trustee Directed	Advisory	842-XXX482	10/01/08	02/26/20
LUZ. CO. EMP. RET. PLAN	RPM DB Trustee Directed	Advisory	842-XXX765	01/04/13	06/09/20
LUZ. CO. EMP. RET. PLAN	RPM DB Trustee Directed	Advisory	842-XXX771	01/11/13	01/19/19
LUZ. CO. EMP. RET. PLAN	RPM DB Trustee Directed	Advisory	842-XXX773	01/11/13	08/29/18

Investment, insurance and annuity products offered through Morgan Stanley Smith Barney LLC are: NOT FDIC INSURED | MAY LOSE VALUE | NOT BANK GUARANTEED | NOT A BANK DEPOSIT | NOT INSURED BY ANY FEDERAL GOVERNMENT AGENCY. All content within this Document applies to the accounts listed above or a subset thereof, unless otherwise indicated. Closed Accounts listed above are included for historical performance. Certain Accounts that were closed prior to 2011 are included in this report but are not listed above.

ACCOUNT(S) INCLUDED IN THIS REPORT

LUZ CO EMP RET PLAN

Reporting Currency: USD

MORGAN STANLEY WEALTH MANAGEMENT (Continued)

Account Name	Account Type/ Manager Name	Advisory/ Brokerage	Account Number	Date Opened	Date Closed
LUZ. CO. EMP. RET. PLAN	RPM DB Trustee Directed	Advisory	842-XXX774	01/11/13	08/20/19
LUZ. CO. EMP. RET. PLAN	RPM DB Trustee Directed	Advisory	842-XXX775	01/11/13	12/06/17
LUZ. CO. EMP. RET. PLAN	RPM DB Trustee Directed	Brokerage	842-XXX642	01/28/15	03/23/16
LUZ. CO. EMP. RET. PLAN	RPM DB Trustee Directed	Advisory	842-XXX812	07/19/17	06/09/20
Luz. Co. Emp. Ret. Plan	RPM DB Trustee Directed	Advisory	842-XXX476	10/01/08	09/21/17
Luz. Co. Emp. Ret. Plan	RPM DB Trustee Directed	Advisory	842-XXX479	10/01/08	06/09/20
Luz. Co. Emp. Ret. Plan	RPM DB Trustee Directed	Advisory	842-XXX480	10/01/08	01/20/17
Luz. Co. Emp. Ret. Plan	RPM DB Trustee Directed	Advisory	842-XXX483	10/01/08	09/23/20
Luz. Co. Emp. Ret. Plan	RPM DB Trustee Directed	Advisory	842-XXX488	10/01/08	09/18/17
Luz. Co. Emp. Ret. Plan	RPM DB Trustee Directed	Advisory	842-XXX490	03/02/09	08/20/19
Oakmark Global Select Equity	Consulting Group Advisor RPM - RPM DB Trustee Directed	Advisory	842-XXX816	07/19/17	-
Plan Account	RPM DB Plan Account	Brokerage	842-XXX822	08/06/11	-
Ryan Labs Fixed Income	RPM DB Trustee Directed	Advisory	842-XXX491	03/03/09	06/23/20
S&P 400 Index	Consulting Group Advisor RPM - RPM DB Trustee Directed	Advisory	842-XXX668	03/06/19	-
S&P 500 Index	Consulting Group Advisor RPM - RPM DB Trustee Directed	Advisory	842-XXX001	01/07/16	-
S&P 600 Index	Consulting Group Advisor RPM - RPM DB Trustee Directed	Advisory	842-XXX297	09/08/16	-

Investment, insurance and annuity products offered through Morgan Stanley Smith Barney LLC are: NOT FDIC INSURED | MAY LOSE VALUE | NOT BANK GUARANTEED | NOT A BANK DEPOSIT | NOT INSURED BY ANY FEDERAL GOVERNMENT AGENCY. All content within this Document applies to the accounts listed above or a subset thereof, unless otherwise indicated. Closed Accounts listed above are included for historical performance. Certain Accounts that were closed prior to 2011 are included in this report but are not listed above.

ACCOUNT(S) INCLUDED IN THIS REPORT

LUZ CO EMP RET PLAN

Reporting Currency: USD

MORGAN STANLEY WEALTH MANAGEMENT (Continued)

Account Name	Account Type/ Manager Name	Advisory/ Brokerage	Account Number	Date Opened	Date Closed
Sage Advisory	Sage Advisory LDI 10+ YR Dur - RPM DB Trustee Directed	Advisory	842-XXX199	04/08/20	-
SkyBridge Series G	RPM DB Trustee Directed	Advisory	842-XXX772	01/11/13	06/11/21
Templeton Global Bond	RPM DB Trustee Directed	Advisory	842-XXX016	05/09/11	06/10/20
Van Eck Emerging Market Equity	Consulting Group Advisor RPM - RPM DB Trustee Directed	Advisory	842-XXX472	10/24/18	-
Vanguard FTSE All-World Ex-US Equity Ind	RPM DB Trustee Directed	Advisory	842-XXX815	07/19/17	06/10/20

Investment, insurance and annuity products offered through Morgan Stanley Smith Barney LLC are: NOT FDIC INSURED | MAY LOSE VALUE | NOT BANK GUARANTEED | NOT A BANK DEPOSIT | NOT INSURED BY ANY FEDERAL GOVERNMENT AGENCY. All content within this Document applies to the accounts listed above or a subset thereof, unless otherwise indicated. Closed Accounts listed above are included for historical performance. Certain Accounts that were closed prior to 2011 are included in this report but are not listed above.

DISCLOSURES

Explanatory Notes and Disclosures: This document is designed to assist you and your Financial Advisor in understanding portfolio positions, composition and subsets thereof. It is designed solely for your individual use, is for informational purposes only and is not intended as an offer or solicitation with respect to the purchase or sale of any security. Do not take action relying on this information without confirming its accuracy and completeness. Please read carefully all accompanying notes and disclosures provided in this Document.

For convenience purposes, your Financial Advisor may have assigned a designated name for this Document. The list of the accounts covered in this document is noted herein and may not include all of your accounts with us or external custodians. Furthermore, the information included in this document may not include all asset classes/securities/liabilities held by you at the firm or external custodians. Please review this document carefully and discuss any questions you may have with your Financial Advisor. If you do not understand an entry, suspect an error, or want more details on current values or other information, contact your Financial Advisor. This document is based upon your Morgan Stanley account holdings and may include other holdings/information that you or a third party provided about assets custodied elsewhere. Morgan Stanley will not verify any other holdings/information. If any information reflects assets held away from Morgan Stanley that will be indicated. The information contained in this document is subject to, and does not supersede the confirmations and account statements you receive from us. Values shown in your official account statement may differ from the values shown in this document due to, among other things, different reporting methods, delays, market conditions and interruptions. If there are discrepancies between your official account statement and this document, rely on your official account statement.

The information in this document is approximate and subject to updating, correction and other changes. We are not obligated to notify you if information changes. Although the statements of fact and data in this document have been obtained from, and are based upon sources that we believe to be reliable, we do not guarantee their accuracy, or timeliness, and any such information may be incomplete or condensed. Percentage values shown in this document are subject to rounding, which may impact total values. The values of securities and other investments not actively traded may be estimated or may not be available.

This information is provided for informational purposes only and should not be used for tax preparation. The information reported on your Form(s) 1099 supersedes the information provided in this report and should be exclusively relied upon for tax preparation. Morgan Stanley, its affiliates and its employees are not in the business of providing tax or legal advice. Clients should seek advice based on their particular circumstances from an independent tax and legal advisor. Morgan Stanley Smith Barney LLC is a registered Broker/Dealer, Member SIPC, and not a bank. Where appropriate, Morgan Stanley Smith Barney LLC has entered into arrangements with banks and other third parties to assist in offering certain banking related products and services. SIPC insurance does not apply to precious metals, other commodities, or traditional alternative investments.

Investment, insurance and annuity products offered through Morgan Stanley Smith Barney LLC are: NOT FDIC INSURED | MAY LOSE VALUE | NOT BANK GUARANTEED | NOT A BANK DEPOSIT | NOT INSURED BY ANY FEDERAL GOVERNMENT AGENCY

Important Regulation Best Interest Information: This report is being provided as a courtesy. By providing this report, we do not represent or agree that we will monitor the investments in your brokerage account(s) or deliver future reports.

Additional information about your Floating Rate Notes: For floating rate securities, the estimated accrued interest and estimated annual income are based on the current floating coupon rate and may not reflect historic rates within the accrual period.

Important Information About Auction Rate Securities: For certain Auction Rate Securities there is no or limited liquidity. Therefore, the price(s) for these Auction Rate Securities are indicated as not available by a dash "-". There can be no assurance that a successful auction will occur or that a secondary market exists or will develop for a particular security.

Important Pricing Information: Prices of securities not actively traded may not be available, and are indicated by a dash "-". Account values are based on the most recent security pricing available and may be prior to the date of this material.

Asset Classification: We classify assets based on general characteristics such as: income generation, underlying capital structure, or exposure to certain market sectors. As many assets contain characteristics of more than one asset class, allocations may be under or over inclusive. These classifications do not constitute a recommendation and may differ from the classification of instruments for regulatory or tax purposes. In addition, the Other asset class contains securities that are not included in the various asset class classifications. This can include, but is not limited to, non-traditional investments such as some Equity Unit Trusts, Index Options and Structured Investments issued outside of Morgan Stanley. Additionally, investments for which we are unable to procure market data to properly classify them will appear in the Other category.

Morgan Stanley Wealth Management: Morgan Stanley Wealth Management (custodian type "Morgan Stanley Wealth Management") is a registered trade name of Morgan Stanley Smith Barney LLC.

Morgan Stanley & Co.: Morgan Stanley & Co. LLC ("Morgan Stanley & Co.") is an affiliate of Morgan Stanley Smith Barney LLC ("Morgan Stanley Wealth Management") and both are subsidiaries of Morgan Stanley, the financial holding company. Morgan Stanley & Co. values shown on your Morgan Stanley Wealth Management statement may differ from the values shown in your official Morgan Stanley & Co. statement due to, among other things, different reporting methods, delays, market conditions and interruptions. The information shown is approximate and subject to updating, correction and other changes. Information being reported by Morgan Stanley Wealth Management on assets held by other custodians, which are related to Income, Performance, Tax Lots, Total Cost, Target Asset

LUZ CO EMP RET PLAN

Prepared on October 27, 2021 | Reporting Currency: USD

Allocation, Asset Classification and Gain/Loss may differ from that information provided by the custodian. In performance calculations, the inception date will align with the first date on which Morgan Stanley Wealth Management received account information from the custodian. If there are discrepancies between your official Morgan Stanley & Co. account statement and your Morgan Stanley Wealth Management supplemental client report, rely on the official Morgan Stanley & Co. account statement.

External Accounts: "External" generally refers to accounts, assets, and/or liabilities that you hold with other financial institutions and/or which may be custodied outside of Morgan Stanley (whose subsidiaries include Morgan Stanley Smith Barney LLC and Morgan Stanley & Co.) ("External Accounts"). External Accounts are not under administration or management at Morgan Stanley and are not reflected in your Morgan Stanley account statements. Information related to External Accounts is provided solely as a service to you and your Financial Advisor/Private Wealth Advisor. The information reference is based upon information provided by external sources which we believe to be reliable. However, we do not independently verify this information. As such, we do not warrant or guarantee that such information is accurate or timely, and any such information may be incomplete or condensed.

Information related to Income, Performance, Tax Lots, Total Cost, Target Asset Allocation, Asset Classification and Gain/Loss may differ from the information provided by your custodian. External information presented herein is subject to, and does not supersede, the confirmations and account statements provided by your custodian. Values shown in an account statement from your custodian may differ from the values shown here due to, among other things, different reporting methods, delays, market conditions and interruptions. If there are discrepancies between your custodian's official account statement and this material, rely on the custodian's official account statement. We are not obligated to notify you or your Financial Advisor/Private Wealth Advisor if information changes. In performance calculations, the inception date referenced will reflect the first date on which Morgan Stanley received account information from the custodian. If information on an External Account cannot be reported, it will be noted.

Assets not custodied with Morgan Stanley are not covered by SIPC protection at Morgan Stanley or by additional protection under Morgan Stanley's excess insurance coverage plans. However, these assets may be subject to SIPC coverage at the entity at which they are custodied.

Timing of Feeds: Account and Position data for Morgan Stanley & Co. and External Accounts is obtained from sources that we believe to be reliable. However, Morgan Stanley Wealth management does not guarantee its accuracy or timeliness as such information may be incomplete, condensed, or based on differing points of time. Please refer to the "Last Update Date" for information regarding when the data was last refreshed. You should not take any action relying upon this information without confirming its accuracy and completeness.

Timing of Feeds - FX Market: The FX market rate used to convert non-US Dollar values to US Dollars is as of the previous business day's close. For the current FX rates, please contact your Financial Advisor.

IRA and Retirement Accounts: By providing you this report, neither Morgan Stanley nor your Financial Advisor or Private Wealth Advisor is acting as a fiduciary for the purposes of the Employee Retirement Income Security Act of 1974 ("ERISA") or section 4975 of the Internal Revenue Code (the "Code"), as amended, with respect to any qualified retirement plan or individual retirement account. Furthermore, unless otherwise provided in a written agreement between you and Morgan Stanley, Morgan Stanley, its affiliates and their respective employees, agents and representatives, including your Financial Advisor or Private Wealth Advisor, (a) do not have discretionary authority or control with respect to the assets in any qualified retirement plan or individual retirement account, (b) will not be deemed an "investment manager" as defined under ERISA, or otherwise have the authority or responsibility to act as a "fiduciary" (as defined under ERISA or the Code) with respect to such assets, and (c) will not provide "investment advice", as defined by ERISA and/or section 4975 of the Code, as amended, with respect to such assets. Any information presented herein with respect to any qualified retirement plan or individual retirement account merely reflects historical performance and allocation information, is for general education and information purposes only, and should not be viewed as fiduciary investment advice or specific recommendations with respect to any particular investment or asset allocation under the Investment Advisors Act of 1940, ERISA, the Code or any other applicable law (in particular, it should not be relied upon as a primary basis for any investment decision with respect to the assets in any such account).

Additional information about your Alternative Investments: Your interests in Alternative Investments, which may have been purchased through us, are generally not held here, and are generally not covered by SIPC. The information provided to you: 1) is included as a service to you, and certain transactions may not be reported; 2) is derived from you or another external source for which we are not responsible, and may have been modified to take into consideration capital calls or distributions to the extent applicable; 3) may not reflect actual shares, share prices, or values; 4) may include invested or distributed amounts in addition to a fair value estimate; and 5) should not be relied upon for tax reporting purposes. Notwithstanding the foregoing, 1) to the extent this report displays Alternative Investment positions within a Morgan Stanley Individual Retirement Account ("IRA"), such positions are held by Morgan Stanley Smith Barney LLC as the custodian of your Morgan Stanley IRA; and 2) if your Alternative Investment position(s) is held by us and is registered pursuant to the Securities Act of 1933, as amended, your Alternative Investment position(s) is covered by SIPC.

Alternatives may be either traditional alternative investment vehicles or non-traditional alternative strategy vehicles. Traditional alternative investment vehicles may include, but are not limited to, Hedge Funds, Fund of Funds (both registered and unregistered), Exchange Funds, Private Equity Funds, Private Credit Funds, Real Estate Funds, and Managed Futures Funds. Non-traditional alternative strategy vehicles may include, but are not limited to, Open or Closed End Mutual Funds, Exchange-Traded and Closed-End Funds, Unit Investment Trusts, exchange listed Real Estate Investment Trusts (REITs), and Master Limited Partnerships (MLPs). These non-traditional alternative strategy vehicles also seek alternative-like exposure but have significant differences from traditional alternative investment vehicles. Non-traditional alternative strategy vehicles may behave like, have characteristics of, or employ various investment strategies and techniques for both hedging and more speculative

LUZ CO EMP RET PLAN

Prepared on October 27, 2021 | Reporting Currency: USD

purposes such as short-selling, leverage, derivatives, and options, which can increase volatility and the risk of investment loss. Characteristics such as correlation to traditional markets, investment strategy, and market sector exposure can play a role in the classification of a traditional security being classified as alternative.

Traditional alternative investment vehicles are illiquid and usually are not valued daily. The estimated valuation provided will be as of the most recent date available and will be included in summaries of your assets. Such valuation may not be the most recent provided by the fund in which you are invested. No representation is made that the valuation is a market value or that the interest could be liquidated at this value. We are not required to take any action with respect to your investment unless valid instructions are received from you in a timely manner. Some positions reflected herein may not represent interests in the fund, but rather redemption proceeds withheld by the issuer pending final valuations which are not subject to the investment performance of the fund and may or may not accrue interest for the length of the withholding. Morgan Stanley does not engage in an independent valuation of your alternative investment assets. Morgan Stanley provides periodic information to you including the market value of an alternative investment vehicle based on information received from the management entity of the alternative investment vehicle or another service provider.

It is important to note in this report that Morgan Stanley makes a distinction between Alternative Investment products, and products classified as Alternatives by their asset class. Morgan Stanley categorizes traditional and non-traditional alternative investment vehicles under the category "Alternatives" in asset classification based view. For product based views, traditional alternative investments vehicles are classified under the category "Other"; this differs from your official Morgan Stanley account statement, which categorizes traditional alternative investment vehicles such as Hedge Funds under the category "Alternative Investments". Non-traditional alternative strategy vehicles are classified based on their investment type, such as Mutual Fund or Exchange-Traded Funds within both this report and your Morgan Stanley account statement.

Interests in alternative investment products are offered pursuant to the terms of the applicable offering memorandum, are distributed by Morgan Stanley Smith Barney LLC and certain of its affiliates, and (1) are not FDIC-insured, (2) are not deposits or other obligations of Morgan Stanley or any of its affiliates, (3) are not guaranteed by Morgan Stanley and its affiliates, and (4) involve investment risks, including possible loss of principal. Morgan Stanley Smith Barney LLC is a registered broker-dealer, not a bank.

Closed or Purged Accounts:Data from accounts which have been closed and/or purged may be included in this report, for example in performance, asset allocation, or other attributes for periods when these accounts were open. If this report does contain data from any closed or purged accounts not identified earlier in the report, those accounts are identified below.

Purged Accounts:999-XXX083, 999-XXX084, 999-XXX085, 999-XXX086

SMA/WRAP Fee:Overlay Managers or Executing Sub-Managers ("managers") in some of Morgan Stanley's Separately Managed Account ("SMA") programs may affect transactions through broker-dealers other than Morgan Stanley or our affiliates. If your manager trades with another firm, you may be assessed costs by the other firm in addition to Morgan Stanley's fees. Those costs will be included in the net price of the security, not separately reported on trade confirmations or account statements. Certain managers have historically directed most, if not all, of their trades to outside firms. Information provided by managers concerning trade execution away from Morgan Stanley is summarized at: www.morganstanley.com/wealth/investmentsolutions/pdfs/adv/sotresponse.pdf. For more information on trading and costs, please refer to the ADV Brochure for your program(s), available at www.morganstanley.com/ADV, or contact your Financial Advisor/Private Wealth Advisor.

©2021 Morgan Stanley Smith Barney LLC. Member SIPC.

GENERAL DEFINITIONS

Total Value:"Total Value" represents the Market Value of the portfolio or Asset Class referenced and includes the accrual of interest and dividends. Total Value in the Asset Allocation view prior to January 2014, does not reflect the accrual of interest and dividends. Total Value for Morgan Stanley & Co. and External accounts also does not include accrued interest and dividends.